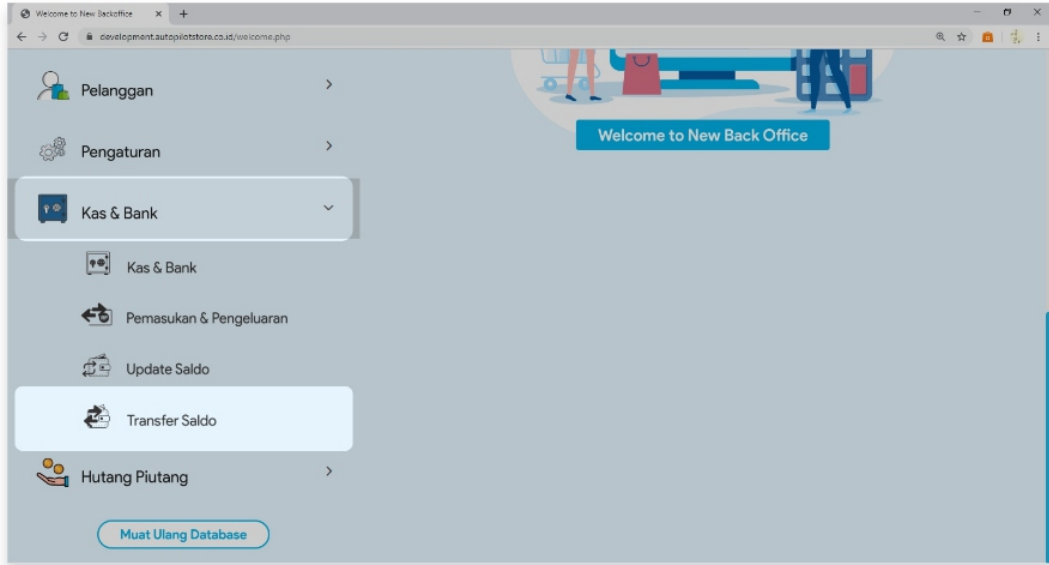


Mengirim Saldo ke Akun Kas / Bank Lain

1. Pilih Menu **Kas & Bank**
2. Pilih Sub Menu **Transfer Saldo**



$a^{\frac{1}{a^6}} = a^{a^{-3}} = a^3$
 $x + y = ?$

HALAMAN 1



3. Pilih Kirim Saldo

Transfer Saldo

development.auto-pilotstore.co.id/transfer_saldo.php

Auto Pilot Store

outlet: 5

Log out

KIRIM SALDO

Monampilkan 1-20 dari 20 hasil | Tampilkan 50 | Hasil 1 | Next | Last

Tanggal Kirim	Akun Pengirim	Akun Penerima	Nominal & Keterangan	Status Kirim
20 April 2020 19:46	ID KAS 1 (Tipe = kas, Outlet 1) TS.2004.00011	Kas Kecil Outlet 5 TS.2004.00012	850,000 Setoran	Sudah diterima
20 April 2020 19:45	Kas Kecil Outlet 5 TS.2004.00010	ID KAS 2 (Tipe = Bank, Outlet 2) belum terima	90,000 Transfer Saldo Mhggan	Belum diterima
6 April 2020 14:38	ID KAS 2 (Tipe = Bank, Outlet 2) TS.2004.00009	ID KAS 1 (Tipe = kas, Outlet 1) belum terima	100 Tee tee	Belum diterima
6 April 2020 08:27	ID KAS 1 (Tipe = kas, Outlet 1) TS.2004.00007	ID KAS 2 (Tipe = Bank, Outlet 2) TS.2004.00008	100 eseee	Sudah diterima
1 April 2020 17:38	ID KAS 1 (Tipe = kas, Outlet 1) TS.2004.00004	ID KAS 2 (Tipe = Bank, Outlet 2) TS.2004.00005	5,000 Test lene hack	Sudah diterima
1 April 2020 12:47	ID KAS 2 (Tipe = Bank, Outlet 2) TS.2004.00002	ID KAS 1 (Tipe = kas, Outlet 1) TS.2004.00003	5,000 Maen game	Sudah diterima
1 April 2020 10:18	ID KAS 2 (Tipe = Bank, Outlet 2) TS.2004.00001	ID KAS 1 (Tipe = kas, Outlet 1) belum terima	100 Tee catatan penyusunan	Belum diterima
31 March 2020 14:50	ID KAS 1 (Tipe = kas, Outlet 1) TS.2003.00031	ID KAS 2 (Tipe = Bank, Outlet 2) TS.2003.00032	12,2 test lene hack	Sudah diterima

Mengirim Saldo ke Akun Kas / Bank Lain

$\frac{1}{a^6} = a^{-6}$
 $a^3 = a^{+3} = a^3$
 $x + y = ?$

HALAMAN 2





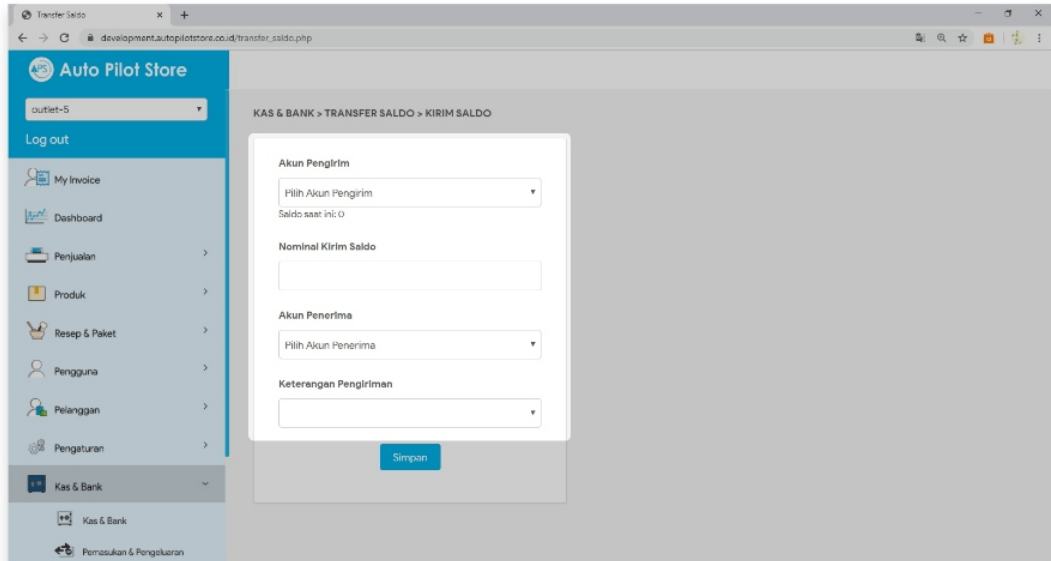
4. Pilih Akun Pengirim

5. Masukkan jumlah nominal saldo yang akan dikirimkan

6. Pilih Akun Penerima

7. Pilih Keterangan Pengiriman.

Cari keterangan pengiriman dari catatan yang sudah ada atau masukkan keterangan baru pada kolom keterangan baru. Keterangan baru dapat disimpan. Pilih icon **V**.

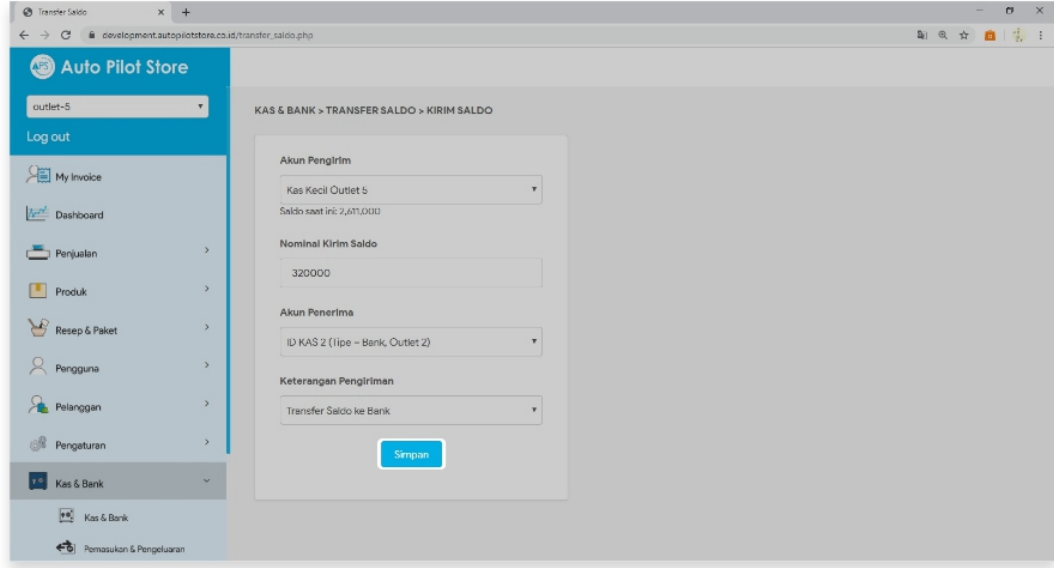


The screenshot shows a web browser window with the URL `development.autopilotstore.co.id/transfer_saldo.php`. The page title is "Auto Pilot Store" and the breadcrumb is "KAS & BANK > TRANSFER SALDO > KIRIM SALDO". The form contains the following fields:

- Akun Pengirim:** A dropdown menu with the text "Pilih Akun Pengirim".
- Saldo saat ini:** A text input field containing the value "0".
- Nominal Kirim Saldo:** An empty text input field.
- Akun Penerima:** A dropdown menu with the text "Pilih Akun Penerima".
- Keterangan Pengiriman:** A text input field with a dropdown arrow icon on the right.
- Simpan:** A blue button at the bottom of the form.

The left sidebar menu includes: outlet-5, Log out, My Invoice, Dashboard, Penjualan, Produk, Resep & Paket, Pengguna, Pelanggan, Pengaturan, Kas & Bank, Kas & Bank, and Pemasukan & Pengeluaran.

8. Pilih Simpan.



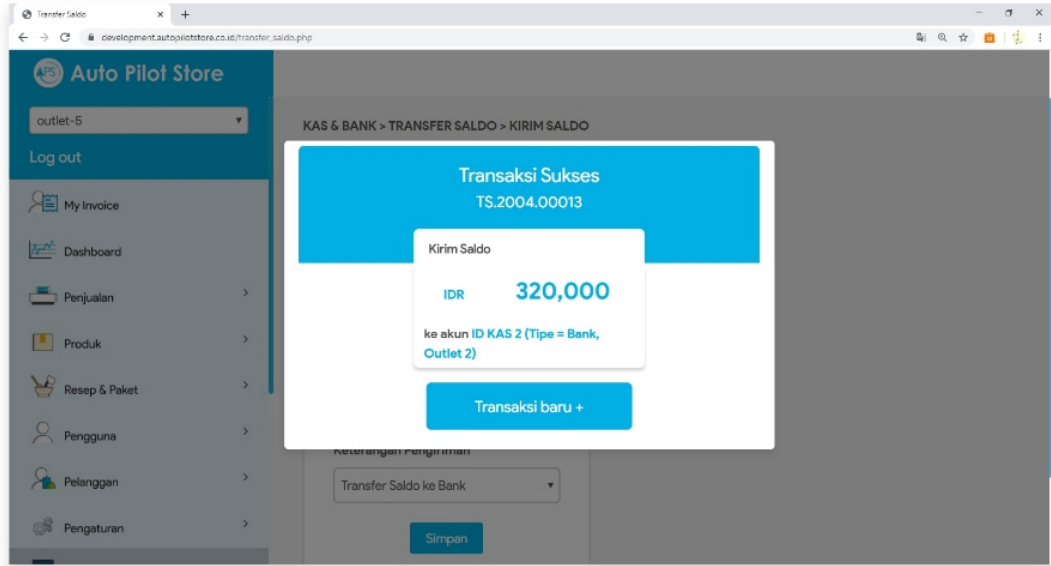
The screenshot shows a web browser window with the URL `development.autopilotstore.co.id/transfer_saldo.php`. The page title is "Auto Pilot Store" and the breadcrumb is "KAS & BANK > TRANSFER SALDO > KIRIM SALDO". The left sidebar contains a navigation menu with items: "Log out", "My Invoice", "Dashboard", "Penjustan", "Produk", "Resep & Paket", "Pengguna", "Pelanggan", "Pengaturan", "Kas & Bank", "Kas & Bank", and "Pemasukan & Pengeluaran". The main content area contains the following form fields:

- Akun Pengirim:** A dropdown menu with the selected value "Kas Kecil Outlet 5". Below it, the text "Saldo saat ini: 2,011,000" is displayed.
- Nominal Kirim Saldo:** A text input field containing the value "320000".
- Akun Penerima:** A dropdown menu with the selected value "ID KAS 2 (Tipe = Bank, Outlet 2)".
- Keterangan Pengiriman:** A dropdown menu with the selected value "Transfer Saldo ke Bank".
- Simpan:** A blue button with the text "Simpan".





9. Transaksi berhasil



The screenshot shows a web browser window with the URL `development.autopilotstore.co.id/transfer_saldo.php`. The page title is "Auto Pilot Store" and the breadcrumb is "KAS & BANK > TRANSFER SALDO > KIRIM SALDO". A modal window displays the following information:

- Transaksi Sukses
- TS.2004.00013
- Kirim Saldo
- IDR 320,000
- ke akun ID KAS 2 (Tipe = Bank, Outiet 2)
- Transaksi baru +

Below the modal, a dropdown menu is set to "Transfer Saldo ke Bank" and a "Simpan" button is visible.