

# 1. Pilih Fasilitas Pesanan Pelanggan



auto pilot store v. 1.83



Gerry

outlet-5



Pemasukan & Pengeluaran



Penjualan



produk



Pesanan Pelanggan



Retur Penjualan



laporan penjualan



transfer produk



Laporan Transfer Produk



penerimaan



laporan stok opname



daftar outlet



semua fasilitas

APS Instagram

Follow







APS Blog




$\frac{a^6}{a^3} = a^{6-3} = a^3$   
ALGEBRA  
HALAMAN 1  
 $x+y=?$














## 2. Pilih icon More


 **Pesanan**  

**Pesan 0** 

Semua Produk   

	<b>Ankle-length Slacks</b> 	<b>8 pcs</b> 199K
	<b>Atasan Linen Elastis</b>	<b>5 pcs</b> 379K
	<b>Mule Tacon Jewel</b>	<b>9 pcs</b> 899,9K
	<b>Platform Sneakers</b>	<b>14 pcs</b> 549K
	<b>Shopper</b>	<b>6 pcs</b> 299K
	<b>Tas Shopper Kulit</b>	<b>6 pcs</b> 479,9K
	<b>Women Blus Motif</b> 	<b>15 pcs</b> 299K
	<b>Women Rok Flare Motif</b> 	<b>9 pcs</b> 499K

$\frac{a^6}{a^3} = a^{6-3} = a^3$   
**HALAMAN 2**  
 $x+y=?$



### 3. Pilih Buka Transaksi

The screenshot displays the 'Pesanan' (Orders) section of an application. At the top, there is a header with a menu icon, the title 'Pesanan', a user profile icon, and a grid icon. Below the header is a green bar with the text 'Pesan 0' and a shopping cart icon. The main content area shows a list of products with their respective images, names, and quantities/prices. A bottom navigation menu is visible, featuring several icons and labels: 'Diskon per Transaksi', 'Ongkos Kirim', 'Buka Transaksi' (highlighted with a white rounded rectangle), 'Clear Rekap', 'Catatan Transaksi', 'Sales Person', 'Sync Product', 'Buka Cash Drawer', and 'Settings'. In the bottom right corner, there is a cartoon character holding a book titled 'ALGEBRA' and a sign that says 'HALAMAN 3' with mathematical formulas like  $\frac{a^6}{a^3} = a^{6-3} = a^3$  and  $x+y=?$ .

**Pesanan**

Pesan 0

Semua Produk

Product Name	Quantity	Price
Ankle-length Slacks	8 pcs	199K
Atasan Linen Elastis	5 pcs	379K
Mule Tacon Jewel	9 pcs	899,9K
Platform Sneakers	14 pcs	549K

**Navigation Menu:**

- Diskon per Transaksi
- Ongkos Kirim
- Buka Transaksi**
- Clear Rekap
- Catatan Transaksi
- Sales Person
- Sync Product
- Buka Cash Drawer
- Settings

HALAMAN 3

$\frac{a^6}{a^3} = a^{6-3} = a^3$

$x+y=?$



4. Masukkan nomor pesanan, nama pesanan atau nama pelanggan pada kolom pencarian atau lakukan scan QR Code dari pesanan yang sudah dibuat

## ← Pesanan Pelanggan

Silakan pilih transaksi pesanan di bawah ini, untuk melanjutkan ke proses selanjutnya



Cari nomor pesanan / nama pesanan / r



### Hari Ini

15:29	SO.005.2001.00002 Pesanan Pa Markus	691.095 Markus	⋮
14:27	SO.005.2001.00001	549.000 No name(retail)	⋮

### 11 Desember 2019

13:01	SO.005.1912.00009	479.900 Irma	⋮
13:00	SO.005.1912.00007	899.900 Ari	⋮
13:00	SO.005.1912.00006	598.000 Bapak Anjas	⋮
12:59	SO.005.1912.00005	1.028.900 Markus	⋮
12:59	SO.005.1912.00004	279.000 Wir	⋮

$\frac{a^6}{a^3} = a^{6-3} = a^3$   
x  
x+y=?  
ALGEBRA



## 5. Pilih pesanan yang dimaksud

### ← Pesanan Pelanggan

Silakan pilih transaksi pesanan di bawah ini, untuk melanjutkan ke proses selanjutnya



Cari nomor pesanan / nama pesanan / r

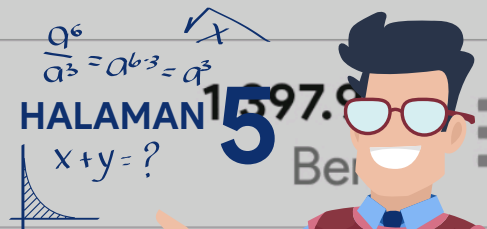


### Hari Ini

15:29	SO.005.2001.00002 Pesanan Pa Markus	691.095 Markus	⋮
14:27	SO.005.2001.00001	549.000 No name(retail)	⋮

### 11 Desember 2019

13:01	SO.005.1912.00009	479.900 Irma	⋮
13:00	SO.005.1912.00007	899.900 Ari	⋮
13:00	SO.005.1912.00006	598.000 Bapak Anjas	⋮
12:59	SO.005.1912.00005	1.028.900 Markus	⋮
12:59	SO.005.1912.00004	379.000 Winda	⋮
12:59	SO.005.1912.00003	549.000 Novie	⋮
12:59	SO.005.1912.00002	1.597.000 Bel	⋮



## 6. Pilih Edit

### ← Pesanan Pelanggan

Subtotal **691.095**

Edit

Kirim



Cari nama produk / barcode



Pilih semua



Atasan Linen Elastis

1.0

S -

@379.000

379.000

Diskon 10.0%

37.900



Atasan Linen Elastis

1.0

XL -

@379.000

379.000

Diskon per Transaksi

5%

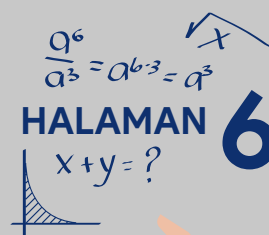
-36.005

Ongkir

7.000

Catatan

kirim sebagian











7. Lakukan perubahan yang diperlukan, misal perubahan jumlah atau penambahan produk yang dipesan, dll


**Pesanan** Markus

Pesan **975.145** 3

Semua Produk ▼ 🔍 📦

	<b>Ankle-length Slacks</b> ★	<b>8 pcs</b> 199K
	<b>Atasan Linen Elastis</b>	<b>3 pcs</b> 379K
	<b>Mule Tacon Jewel</b>	<b>9 pcs</b> 899,9K
	<b>Platform Sneakers</b>	<b>14 pcs</b> 549K
	<b>Shopper</b>	<b>6 pcs</b> 299K
	<b>Tas Shopper Kulit</b>	<b>6 pcs</b> 479,9K
	<b>Women Blus Motif</b> ★	<b>14 pcs</b> 299K
	<b>Women Rok Flare Motif</b> ★	<b>9 pcs</b> 479,9K

$\frac{a^6}{a^3} = a^{6-3} = a^3$   
HALAMAN **7**  
 $x+y=?$



# 8. Pilih Pesan

☰ Pesanan

👤 Markus



Pesan 975.145



Semua Produk



Ankle-length Slacks



8 pcs  
199K



Atasan Linen Elastis

3 pcs  
379K



Mule Tacon Jewel

9 pcs  
899,9K



Platform Sneakers

14 pcs  
549K



Shopper

6 pcs  
299K



Tas Shopper Kulit

6 pcs  
479,9K



Women Blus Motif



14 pcs  
299K

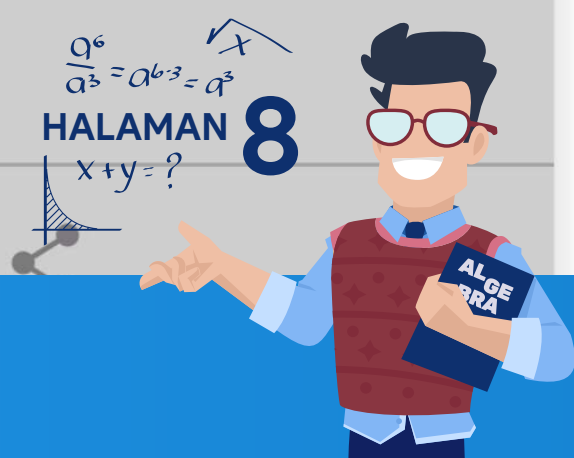


Women Rok Flare Motif



9 pcs  
499K

$\frac{a^6}{a^3} = a^{6-3} = a^3$   
HALAMAN 8  
 $x+y=?$





## 9. Pilih Simpan atau Simpan & Bayar DP

The screenshot shows a mobile application interface for managing orders. At the top, there is a navigation bar with a menu icon, the word "Pesanan", a user profile icon, and a grid icon. Below this is a green bar displaying "Pesanan 549.000" and a shopping cart icon with a "1" badge. A dropdown menu is set to "Semua Produk". The main content area shows a list of products, including "Ankle-length Slacks" (8 pcs, 100K), "Women Blus Motif" (15 pcs, 299K), and "Women Rok Flare Motif" (9 pcs, 499K). A white modal dialog is overlaid on the screen, titled "Pesanan Pelanggan". Inside the modal, there is a red plus icon followed by the text "Nama Pesanan". Below this are two blue buttons: "Simpan" and "Simpan & Bayar DP". A grey 'X' icon is located at the bottom left of the modal. In the bottom right corner of the page, there is a cartoon character holding a book titled "ALGEBRA" and pointing towards the page number "9".

**Pesanan Pelanggan**

**+ Nama Pesanan**

**Simpan**

**Simpan & Bayar DP**

**X**

**Wanita Blus Motif** 15 pcs 299K

**Wanita Rok Flare Motif** 9 pcs 499K

**ALGEBRA**

**9**