



Merubah
atau
Mengedit Data
Pelanggan
Satu per Satu

(Backoffice)

$\frac{a^6}{a^3} = a^{6-3} = a^3$
HALAMAN 1
 $x+y=?$



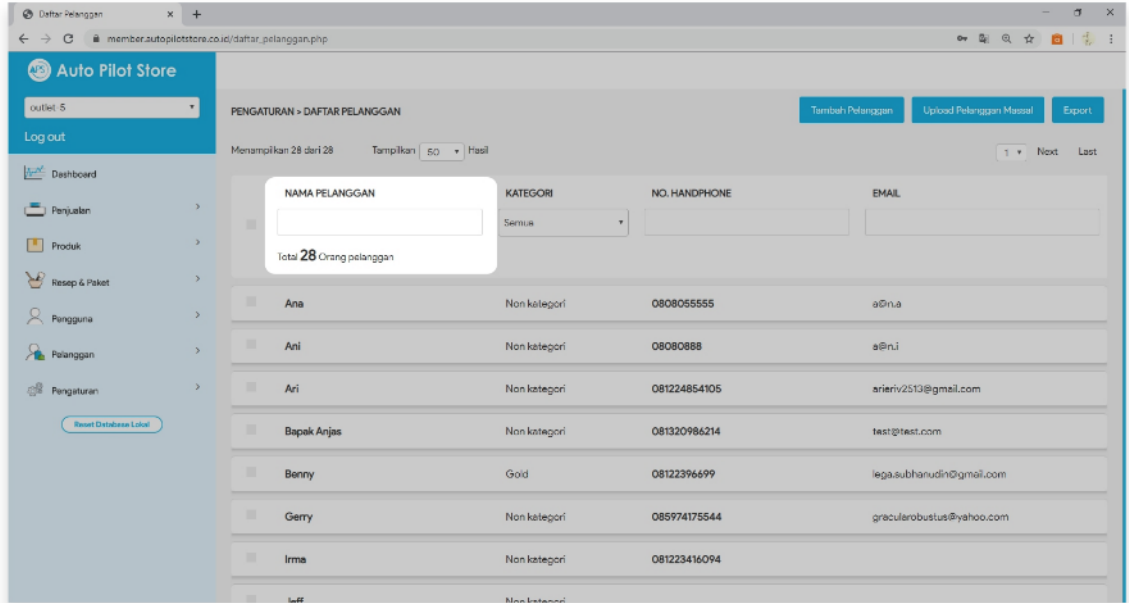
1. Pilih Menu **Pelanggan**
2. Pilih Sub Menu **Daftar Pelanggan**



Merubah atau Mengedit Data Pelanggan Satu per Satu

(Backoffice)

3. Cari Nama Pelanggan yang ingin dirubah datanya pada kolom search



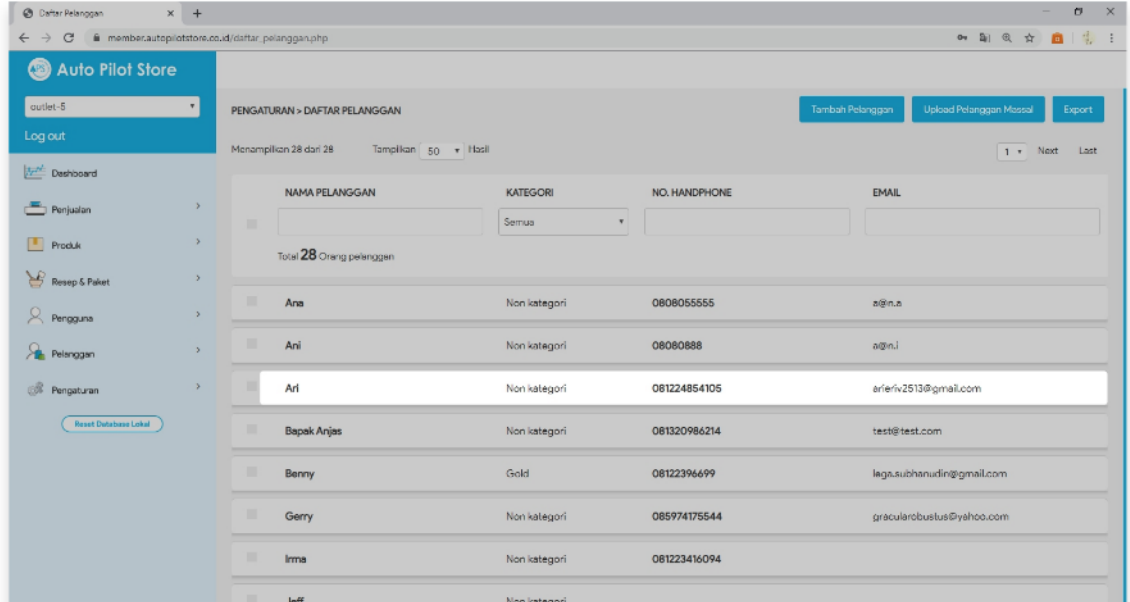
The screenshot shows the 'Daftar Pelanggan' (Customer List) page in the Auto Pilot Store backoffice. The page title is 'PENGATURAN > DAFTAR PELANGGAN'. There are buttons for 'Tambah Pelanggan', 'Upload Pelanggan Massal', and 'Export'. The page indicates 'Menampilkan 28 dari 28' records and 'Tampilkan 50' items per page. A search modal is open, showing a search box for 'NAMA PELANGGAN' and a dropdown for 'KATEGORI' set to 'Semua'. Below the search box, it says 'Total 28 Orang pelanggan'. The main table lists customer data with columns for 'NAMA PELANGGAN', 'KATEGORI', 'NO. HANDPHONE', and 'EMAIL'. The table contains 28 rows of customer data.

NAMA PELANGGAN	KATEGORI	NO. HANDPHONE	EMAIL
Ana	Non kategori	0808055555	a@n.a
Ani	Non kategori	08080888	a@n.i
Ari	Non kategori	081224854105	arieriv2513@gmail.com
Bapak Anjas	Non kategori	081320986214	test@test.com
Benny	Gold	08122396699	lega.subhanudin@gmail.com
Gerry	Non kategori	085974175544	graculerobustus@yahoo.com
Irina	Non kategori	081223416094	
...

$\frac{a^6}{a^3} = a^{6-3} = a^3$
 x^x
HALAMAN 2
 $x+y=?$



4. Klik Nama Pelanggan yang ingin dirubah datanya

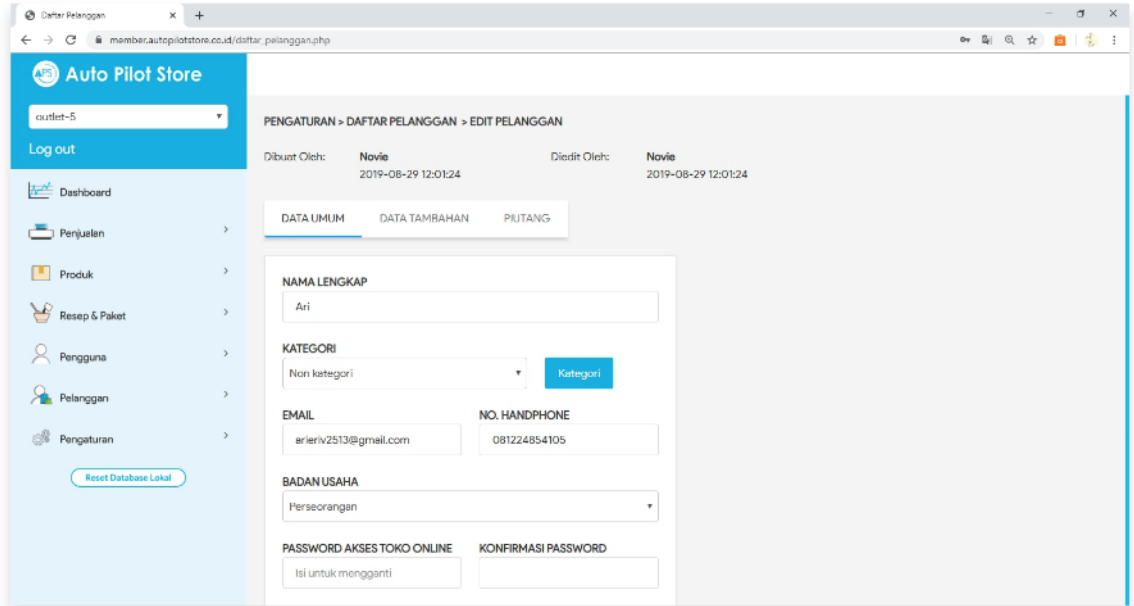


The screenshot shows the 'Auto Pilot Store' backoffice interface. The main content area is titled 'PENGATURAN > DAFTAR PELANGGAN'. It features a table of customer data with columns for 'NAMA PELANGGAN', 'KATEGORI', 'NO. HANDPHONE', and 'EMAIL'. The row for 'Ari' is highlighted, indicating it is the selected customer for editing. The table also shows a total of 28 customers and a 'Reset Database Lokal' button.

NAMA PELANGGAN	KATEGORI	NO. HANDPHONE	EMAIL
Total 28 Orang pelanggan			
Ana	Non kategori	0808055555	a@m.s
Ani	Non kategori	08080888	a@m.l
Ari	Non kategori	081224854105	aririv2513@gmail.com
Bapak Anjas	Non kategori	081320986214	test@test.com
Benny	Gold	08122396699	laga.subhanudin@gmail.com
Gerry	Non kategori	085974175544	graciarobustus@yahoo.com
Irma	Non kategori	081223416094	
Luf	Non kategori		

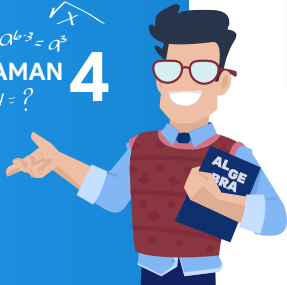


5. Lakukan perubahan yang diinginkan



The screenshot shows a web browser window with the URL `membra.autopilotstore.co.id/daftar_pelanggan.php`. The page title is "Auto Pilot Store" and the breadcrumb is "PENGATURAN > DAFTAR PELANGGAN > EDIT PELANGGAN". The user is logged in as "Novie" on "2019-08-29 12:01:24". The form has three tabs: "DATA UMUM", "DATA TAMBAHAN", and "PIUTANG", with "DATA UMUM" selected. The form fields are:

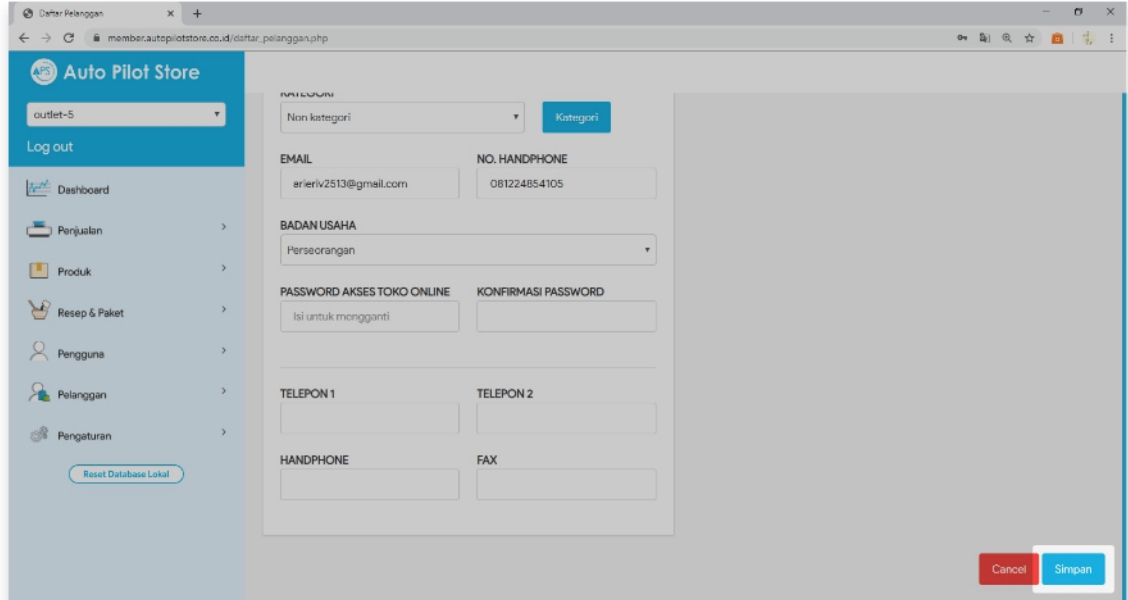
- NAMA LENGKAP:** Ari
- KATEGORI:** Non kategori (dropdown menu with a "Kategori" button)
- EMAIL:** arieriv2513@gmail.com
- NO. HANDPHONE:** 081224854105
- BADAN USAHA:** Perseorangan (dropdown menu)
- PASSWORD AKSES TOKO ONLINE:** Isi untuk mengganti
- KONFIRMASI PASSWORD:** (empty field)



Merubah atau Mengedit Data Pelanggan Satu per Satu

(Backoffice)

6. Pilih Simpan



The screenshot shows a web browser window with the URL `member.autopilotstore.co.id/daftar_pelanggan.php`. The page title is "Auto Pilot Store". On the left is a sidebar menu with options: Dashboard, Penjualan, Produk, Resep & Paket, Pengguna, Pelanggan, and Pengaturan. A "Reset Database Lokal" button is at the bottom of the sidebar. The main content area is a form for editing a customer. It includes a "Kategori" dropdown menu (set to "Non kategori"), "EMAIL" (arieriv2513@gmail.com), "NO. HANDPHONE" (081224854105), "BADAN USAHA" (Perseorangan), "PASSWORD AKSES TOKO ONLINE" (Isi untuk mengganti), "KONFIRMASI PASSWORD", "TELEPON 1", "TELEPON 2", "HANDPHONE", and "FAX". At the bottom right, there are "Cancel" and "Simpan" buttons.

$\frac{a^6}{a^3} = a^{6-3} = a^3$
 x^x
HALAMAN 5
 $x+y=?$

