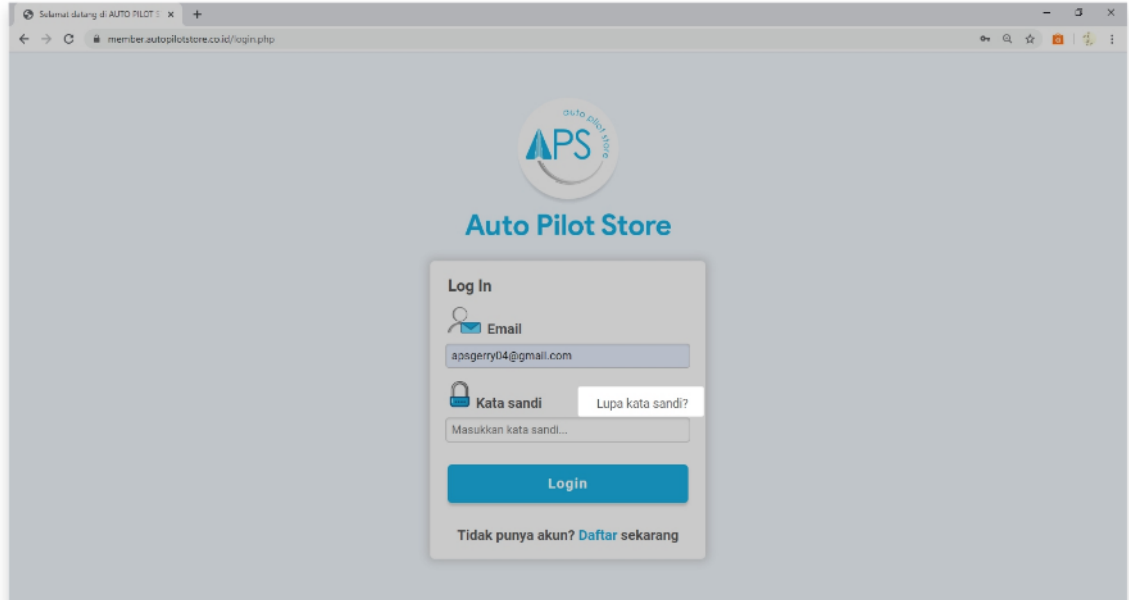


Mengatasi Lupa Password Pengguna

(Backoffice)

1. Login ke <https://member.autopilotstore.co.id/>
2. Klik link **Lupa Kata Sandi ?**



The screenshot shows a web browser window with the URL member.autopilotstore.co.id/login.php. The page features the Auto Pilot Store logo and a login form. The form has two input fields: 'Email' with the value 'apsgermy04@gmail.com' and 'Kata sandi' (Password) with a placeholder 'Masukkan kata sandi...'. A link 'Lupa kata sandi?' is visible next to the password field. Below the inputs is a blue 'Login' button. At the bottom, there is a link 'Tidak punya akun? Daftar sekarang'.

$\frac{a^6}{a^3} = a^{6-3} = a^3$
HALAMAN 1
 $x+y=?$

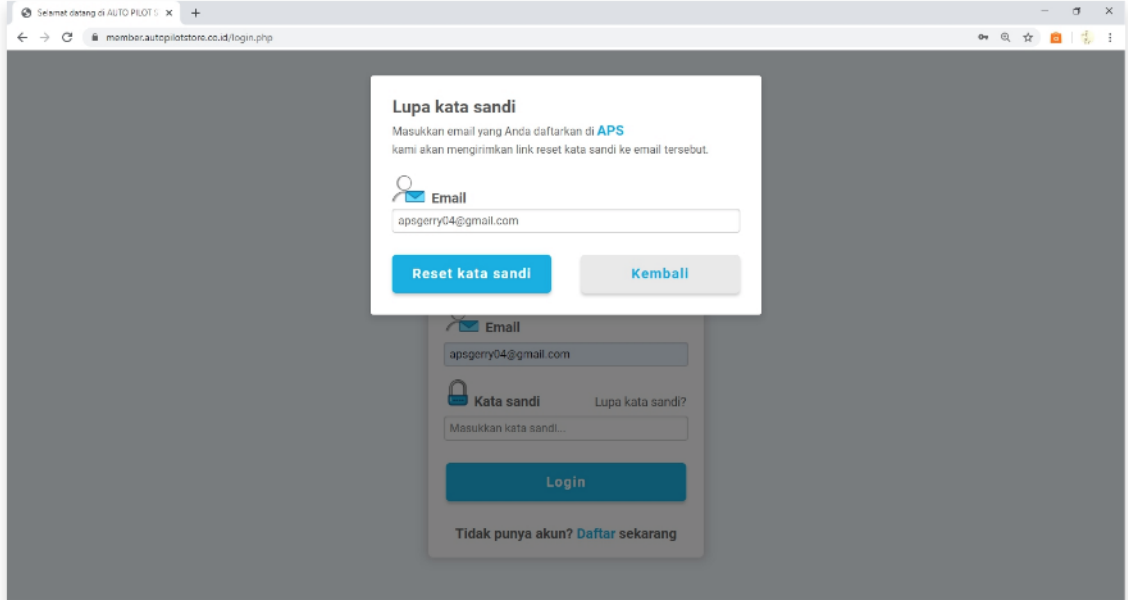


Mengatasi Lupa Password Pengguna

(Backoffice)

3. Masukkan Email pengguna yang terdaftar di sistem APS

4. Klik **Reset Kata Sandi**, sistem akan otomatis mengirimkan email yang berisi link untuk me-reset password



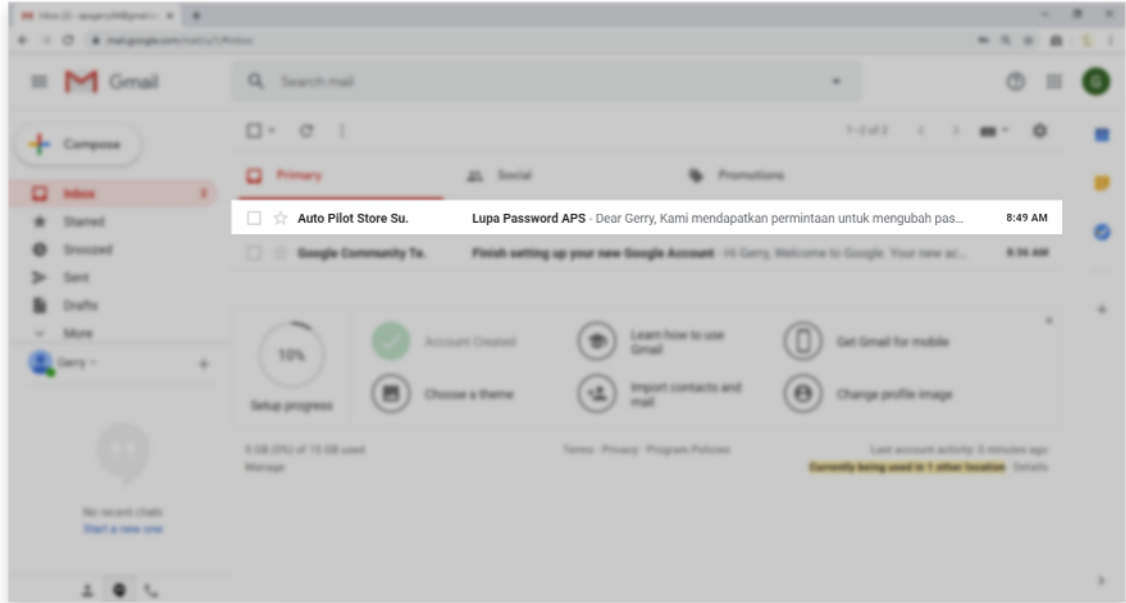
The screenshot shows a web browser window with the URL `member.autopilotstore.co.id/login.php`. The main content area is a white modal box titled "Lupa kata sandi" (Forgot Password). Below the title, it says "Masukkan email yang Anda daftarkan di APS" (Enter the email you registered with APS) and "kami akan mengirimkan link reset kata sandi ke email tersebut." (we will send a password reset link to that email). There is an "Email" input field with the placeholder text "Email" and the example email "apsgerry04@gmail.com". Below the input field are two buttons: "Reset kata sandi" (Reset password) in blue and "Kembali" (Back) in grey. Below the modal box, a blurred login form is visible, showing an "Email" field with "apsgerry04@gmail.com", a "Kata sandi" (Password) field with a "Lupa kata sandi?" (Forgot password?) link, and a "Masukkan kata sandi..." (Enter password...) field. At the bottom of the login form is a blue "Login" button and a link "Tidak punya akun? Daftar sekarang" (Don't have an account? Register now).



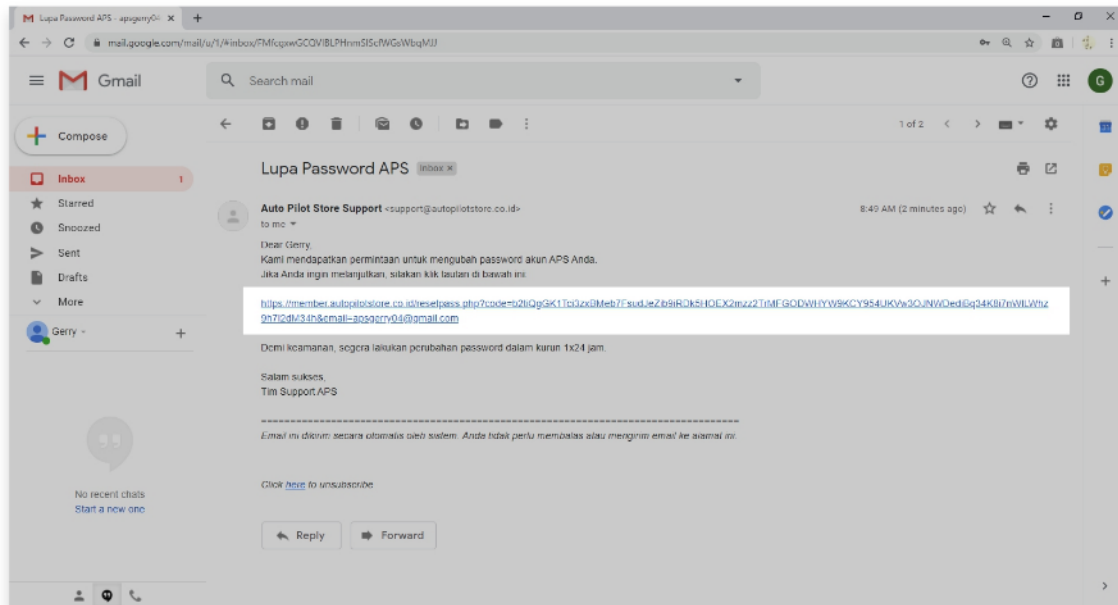
Mengatasi Lupa Password Pengguna

(Backoffice)

5. Pilih Email dengan subject **Lupa Password APS** (Pada Inbox atau Folder Spam)

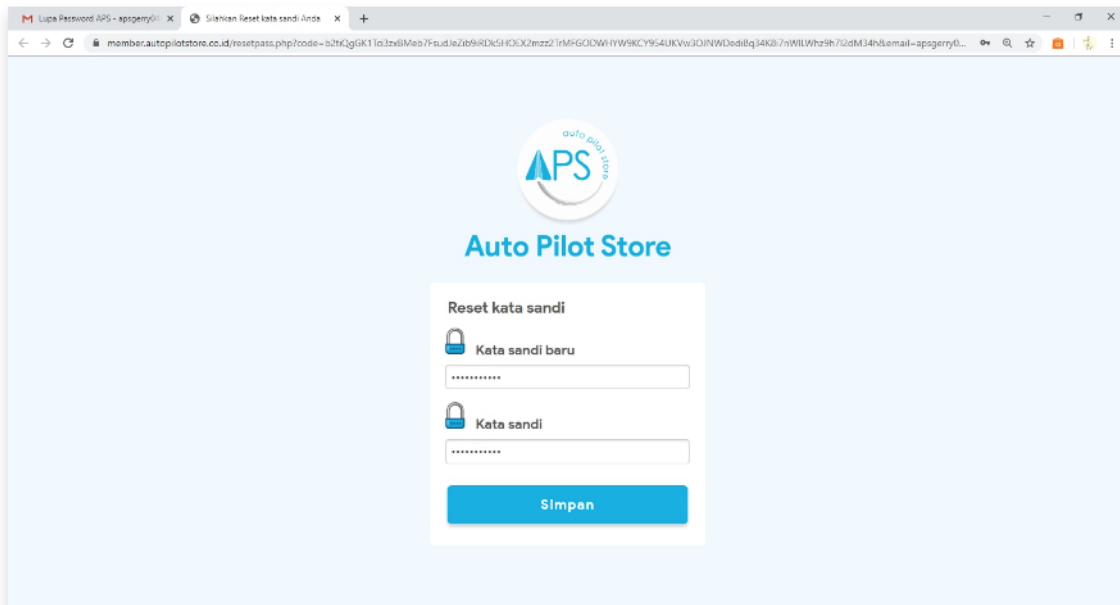


6. Klik **link** yang ada di Email untuk merubah password



7. Masukkan **Kata sandi baru** lalu **Konfirmasi ulang kata sandi baru**

8. Pilih **Simpan**



The screenshot shows a web browser window with the URL `member.autopilotstore.co.id/resetpass.php?code=a2H3gGK1Ia3zw6Meo7FsudIeZib9iRDc5HOEX2mzz2TnMfGODW1YWSKCY954UKVv30INWDedibq34Kb7nWILWhz9h7Idm34h8&email=apsgerry0...`. The page features the Auto Pilot Store logo and the title "Auto Pilot Store". Below this, there is a "Reset kata sandi" section with two password input fields labeled "Kata sandi baru" and "Kata sandi", both containing masked characters. A blue "Simpan" button is located at the bottom of the form.

