

Menerima Transfer Produk Masuk (Backoffice)

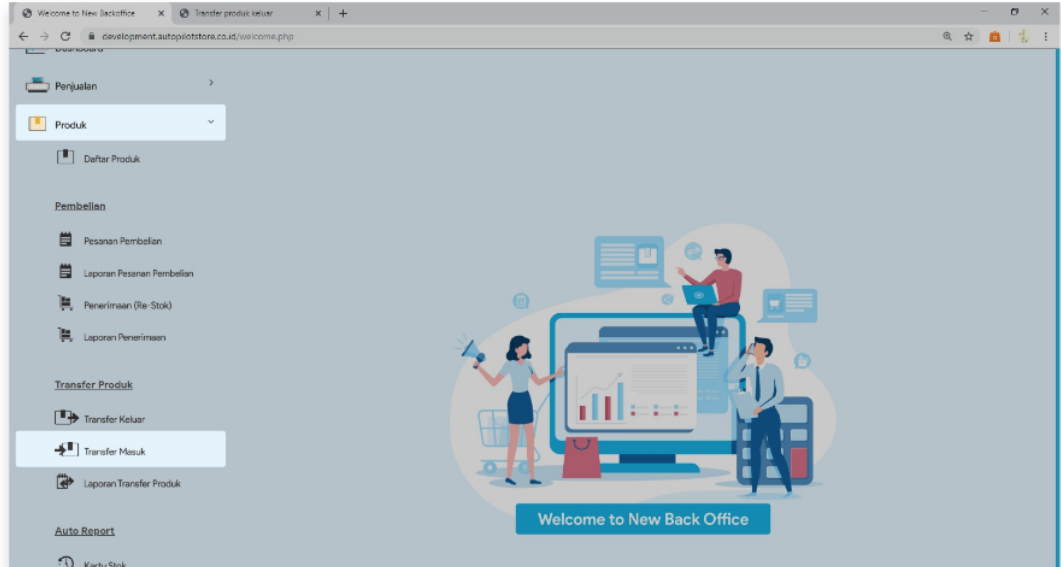
$\frac{a^6}{a^3} = a^{6-3} = a^3$
 x^x
 $x+y=?$

1



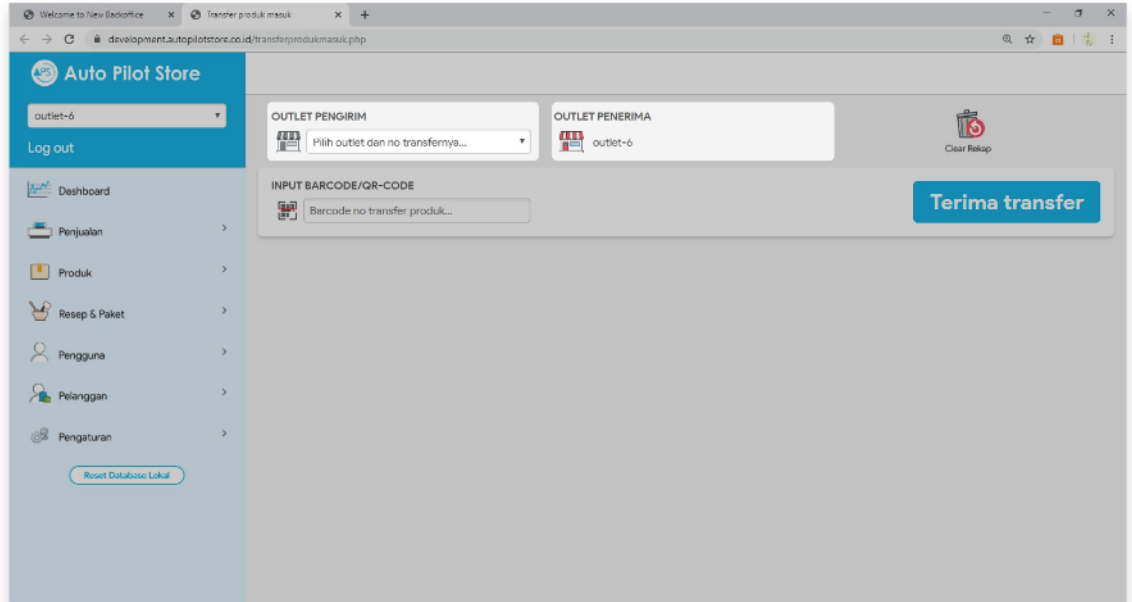
Outlet penerima HARUS melakukan transfer masuk, agar stok produk yang dikirimkan dapat ditambahkan ke outlet penerima. **Transfer Masuk** dilakukan pada **Outlet Penerima**

1. Pilih Menu **Produk**
2. Pilih Sub Menu **Transfer Masuk**

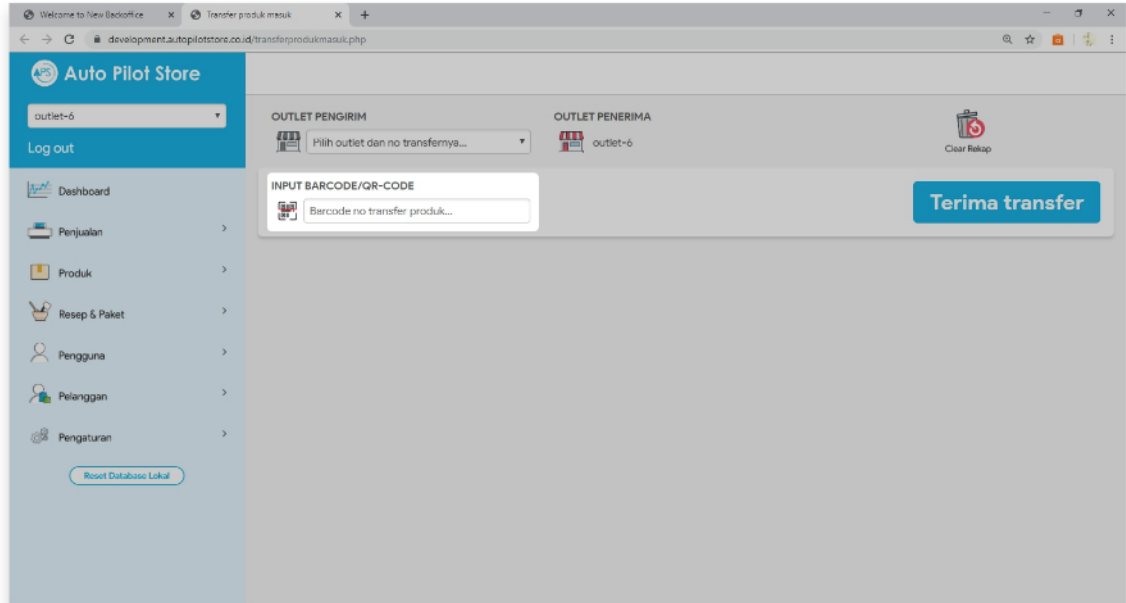


3. Pilih **Outlet Pengirim**

4. Pastikan Outlet Penerima sudah benar



5. Input atau scan nomor barcode transfer produk yang ingin diterima





Menerima Transfer Produk Masuk (Backoffice)

6. Pilih Terima Transfer

The screenshot shows the 'Transfer produk masuk' page in the Auto Pilot Store backoffice. The interface includes a sidebar with navigation options like Dashboard, Penjualan, and Produk. The main content area displays the 'OUTLET PENGIRIM' (outlet-5) and 'OUTLET PENERIMA' (outlet-6). A 'Terima transfer' button is highlighted in a white box. Below this, a table lists the products to be received:

Produk	Jumlah diterima
Women Rok Flare Motif XL	1.00
Women Rok Flare Motif S	1.00
Women Rok Flare Motif L	1.00
Women Blus Motif XI	1.00
Women Blus Motif S	1.00

$\frac{a^6}{a^3} = a^{6-3} = a^3$
 $x + y = ?$

HALAMAN 4



7. Transaksi Sukses

